



# Performance Overview

Number of Households Served

79

Number of Households Served Moved into Housing

45

Avg. # of Days from Enrollment to PH  
(Custom Metric)

20

Max: 30 Days

HMIS Name: All Rapid Rehousing (RRH) Projects

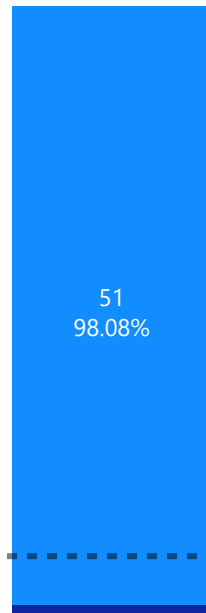
Reporting Term: 07/01/2024 - 12/31/2024

Rapid Rehousing (RRH): Short to medium term rental assistance paired with case management. Households compete for housing in the open market as any other potential tenant.

## Returns to Homelessness

(SPM Metric 2b)

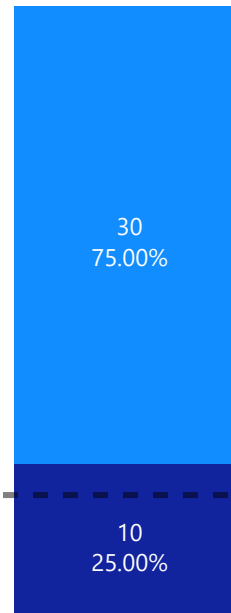
● No ● Yes



## Employment and Income Growth

(SPM Metric 4.6)

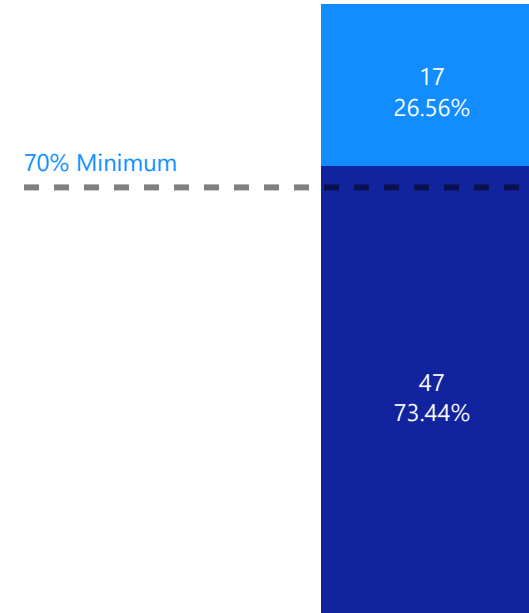
● No ● Yes



## Exits to Permanent Housing

(SPM Metric 7b.1)

● No ● Yes





# Catholic Charities - Families CHG

Number of Households Served

24

Number of Households Served Moved into Housing

18

Avg. # of Days from Enrollment to PH  
(Custom Metric)

25

Max: 30 Days

HMIS Name: CC--RRH--Families--County CHG  
Reporting Term: 07/01/2024 - 12/31/2024  
Contract Number of Beds: N/A  
HMIS Total Number of Beds: 24

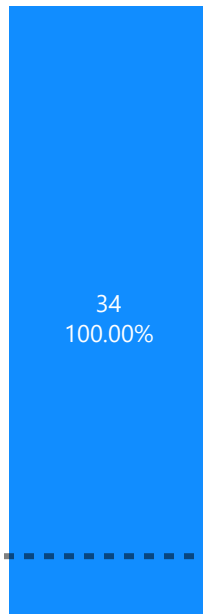
Grants:

- Commerce: Consolidated Homeless Grant (CHG) - Standard

## Returns to Homelessness

(SPM Metric 2b)

● No

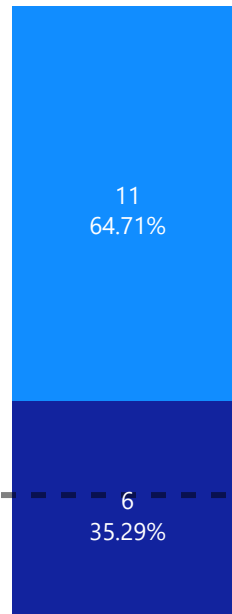


10% Maximum

## Employment and Income Growth

(SPM Metric 4.6)

● No ● Yes

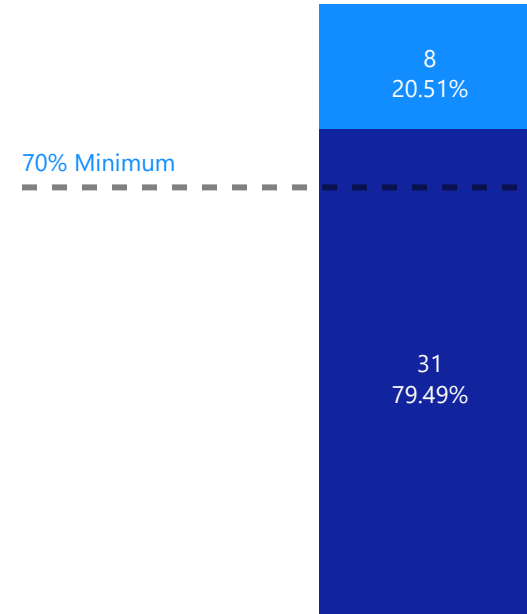


20% Minimum

## Exits to Permanent Housing

(SPM Metric 7b.1)

● No ● Yes



70% Minimum



# Catholic Charities - Families ESG

Number of Households Served

9

Number of Households Served Moved into Housing

4

HMIS Name: CC--RRH--Families--County ESG  
Reporting Term: 07/01/2024 - 12/31/2024  
Contract Number of Beds: N/A  
HMIS Total Number of Beds: 12

Grants:

- HUD: Emergency Solutions Grant (ESG) - Rapid Re-Housing (RRH)

Avg. # of Days from Enrollment to PH  
(Custom Metric)

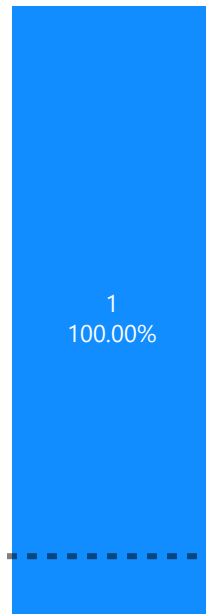
13

Max: 30 Days

## Returns to Homelessness

(SPM Metric 2b)

● No

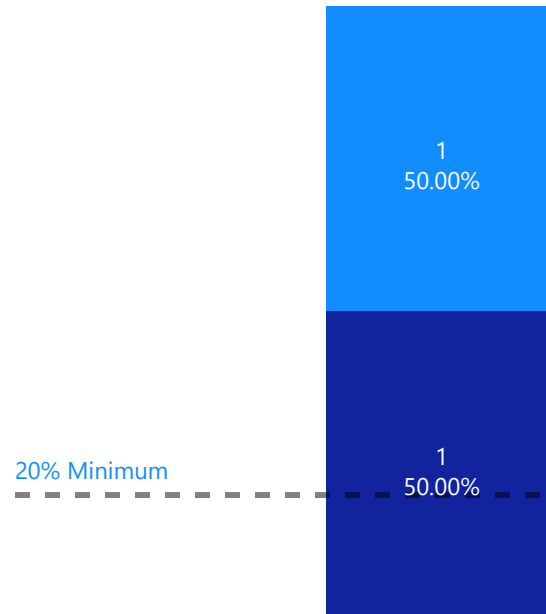


10% Maximum

## Employment and Income Growth

(SPM Metric 4.6)

● No ● Yes

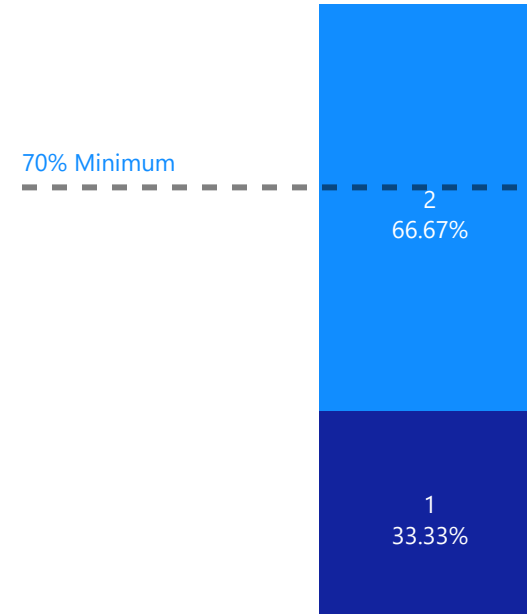


20% Minimum

## Exits to Permanent Housing

(SPM Metric 7b.1)

● No ● Yes



70% Minimum



# SNAP - Singles CHG

Number of Households Served

25

Number of Households Served Moved into Housing

18

HMIS Name: SNAP--RRH--Singles--County CHG  
Reporting Term: 07/01/2024 - 12/31/2024  
Contract Number of Beds: N/A  
HMIS Total Number of Beds: 22

Grants:

- Commerce: Consolidated Homeless Grant (CHG) - Standard

Avg. # of Days from Enrollment to PH  
(Custom Metric)

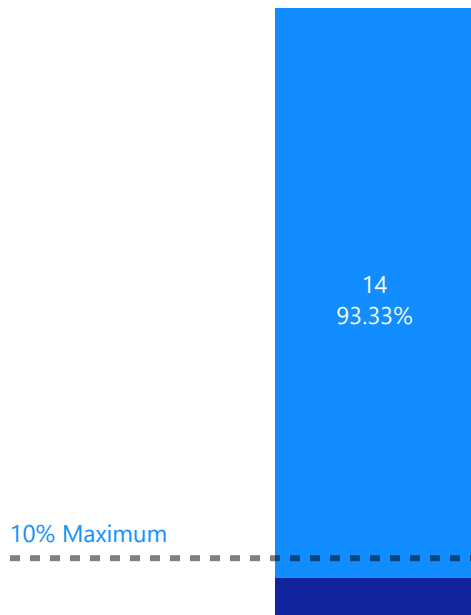
13

Max: 30 Days

## Returns to Homelessness

(SPM Metric 2b)

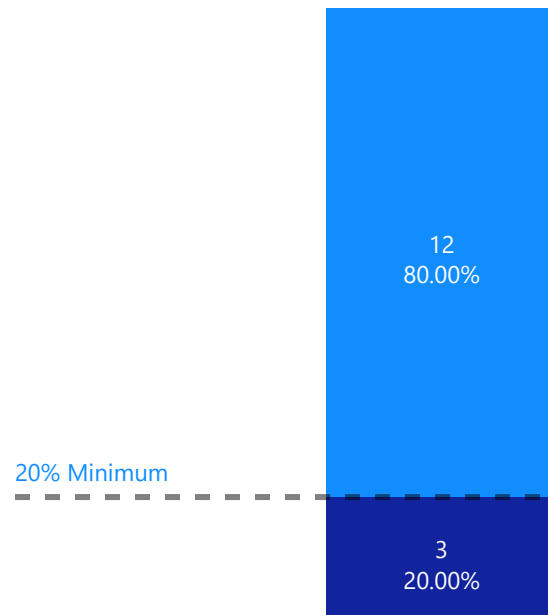
● No ● Yes



## Employment and Income Growth

(SPM Metric 4.6)

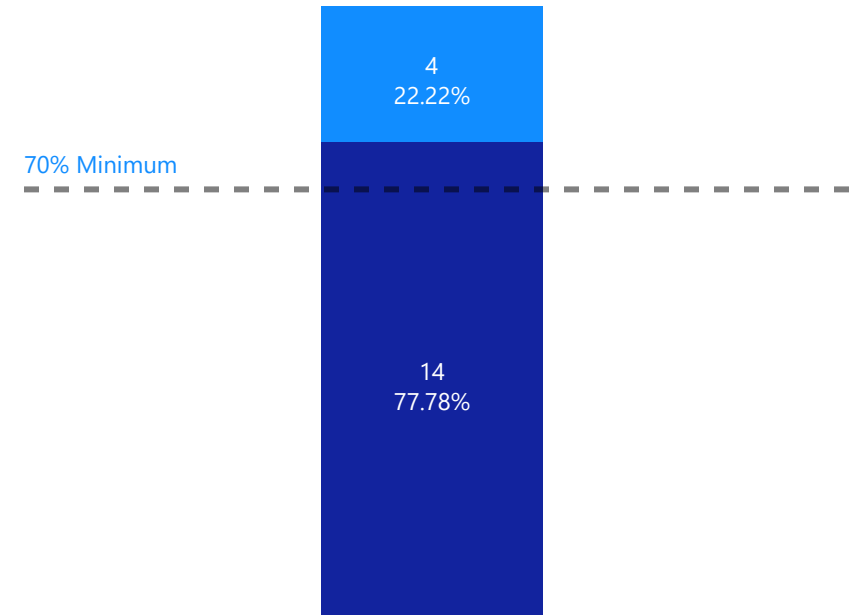
● No ● Yes



## Exits to Permanent Housing

(SPM Metric 7b.1)

● No ● Yes





# SNAP - Singles ESG

Number of Households Served

21

Number of Households Served Moved into Housing

5

HMIS Name: SNAP--RRH--Singles--County ESG  
Reporting Term: 07/01/2024 - 12/31/2024  
Contract Number of Beds: N/A  
HMIS Total Number of Beds: 3

Grants:

- HUD: Emergency Solutions Grant (ESG) - Rapid Re-Housing (RRH)

Avg. # of Days from Enrollment to PH  
(Custom Metric)

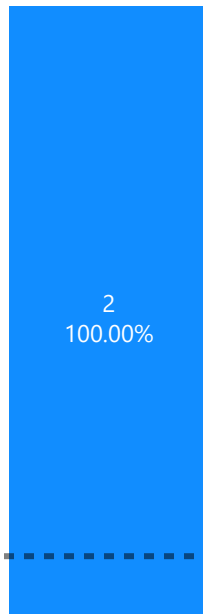
36

Max: 30 Days

## Returns to Homelessness

(SPM Metric 2b)

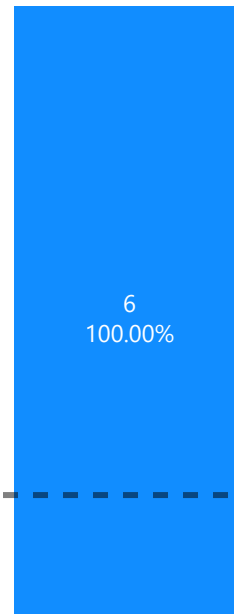
● No



## Employment and Income Growth

(SPM Metric 4.6)

● No



## Exits to Permanent Housing

(SPM Metric 7b.1)

● No ● Yes

70% Minimum

