



Performance Overview

HMIS Name: All Transitional Housing (TH) projects
Reporting Term: 07/01/2024 - 12/31/2024
Transitional Housing (TH): One-to-Two-year program offering intensive case management. Helps stabilize households and prepare them for independent living. Units are pre-identified.

Number of Households Served

13

Average Length of Time Homeless (Days)

(SPM Metric 1a.2)

141

Max: 160 Days

Average Utilization Rate

82%

Min: 85%

Returns to Homelessness

(SPM Metric 2b)

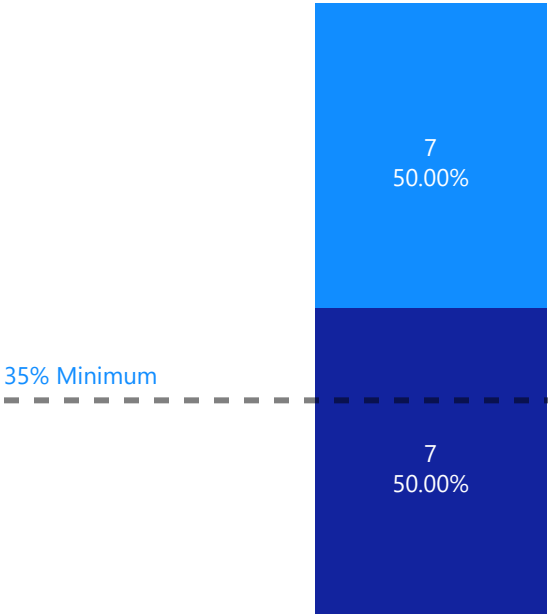
● No ● Yes



Employment and Income Growth

(SPM Metric 4.6)

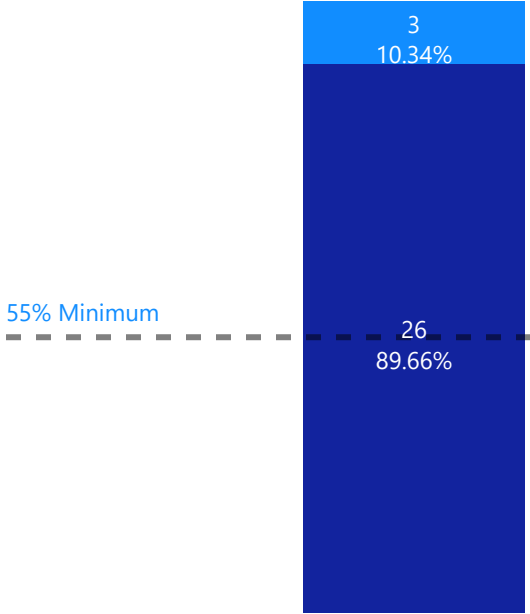
● No ● Yes



Exits to Permanent Housing

(SPM Metric 7b.1)

● No ● Yes





Saint Margaret's Shelter

Number of Households Served

Projected Number: 6

9

Average Length of Time Homeless (Days)

(SPM Metric 1a.2)

81

Max: 160 Days

HMIS Name: CC--TH--St. Margarets--County CHG
Reporting Term: 07/01/2024 - 12/31/2024
Contract Number of Beds: N/A
HMIS Total Number of Beds: 15

Grants:
• Commerce: Consolidated Homeless Grant (CHG) - Standard

Average Utilization Rate

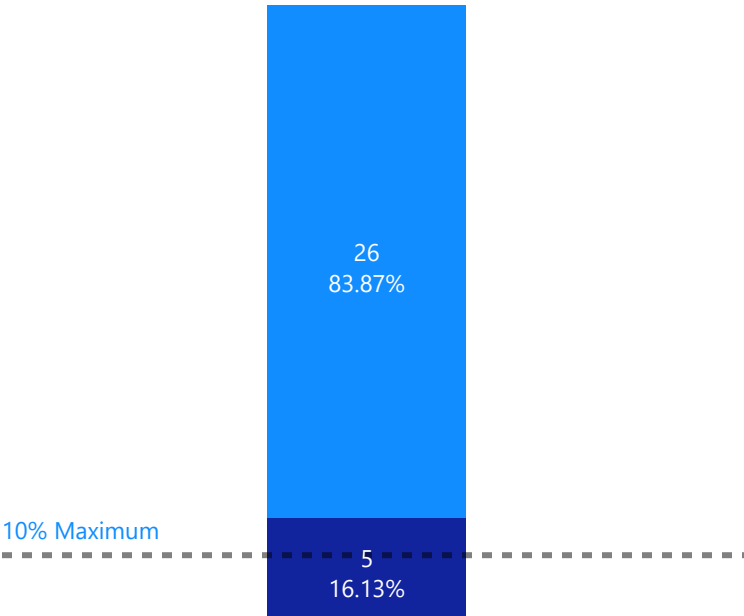
98%

Min: 85%

Returns to Homelessness

(SPM Metric 2b)

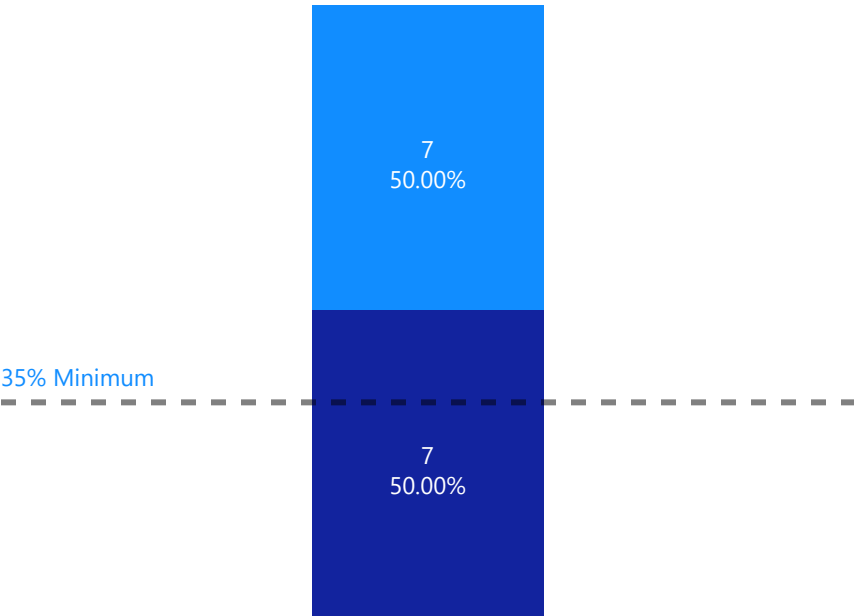
● No ● Yes



Employment and Income Growth

(SPM Metric 4.6)

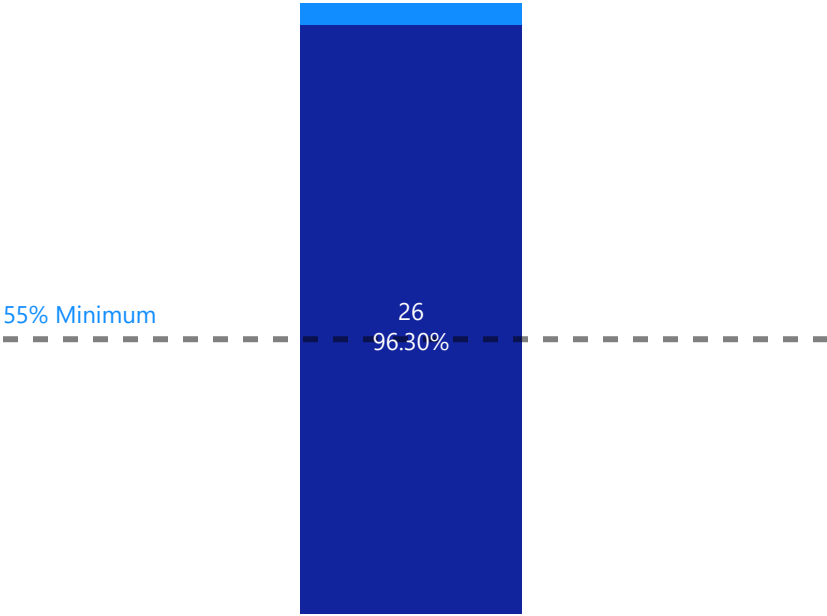
● No ● Yes



Exits to Permanent Housing

(SPM Metric 7b.1)

● No ● Yes





Alexandria's House

Number of Households Served

Projected Number: 2

4

Average Length of Time Homeless (Days)

(SPM Metric 1a.2)

378

Max: 270 Days

HMIS Name: VOA--TH--Alexandrias House--CoC-WA0126
Reporting Term: 07/01/2024 - 12/31/2024
Contract Number of Beds: N/A
HMIS Total Number of Beds: 10

Grants:

- City of Spokane: Human Services Grant (HSG)
- HUD: Continuum of Care (CoC) - Transitional Housing (TH) Grant
- HUD: Runaway and Homeless Youth (RHY) - Transitional Living Program (TLP)

Average Utilization Rate

67%

Min: 85%

Returns to Homelessness

(SPM Metric 2b)

● No ● Yes



Employment and Income Growth

(SPM Metric 4.6)

35% Minimum

SPM metric 4.6 only applies to clients that have increased their income and left the project within the reporting period. None of the clients at the time have increased their income and exited.

● No

55% Minimum

Exits to Permanent Housing

(SPM Metric 7b.1)

