



# Performance Overview

Number of Individuals Served

369

Length of Time Homeless in ES (Days)

(SPM Metric 1a.1)

56

Max: 90 Days

Average Rate of Utilization

(Local Measure)

81%

Min: 85%

HMIS Name: All Emergency Shelter (Continuous Stay)

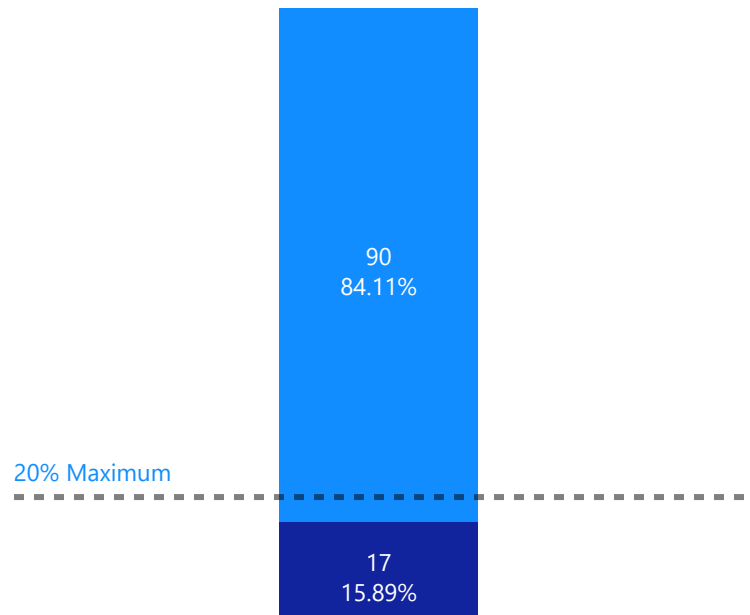
Reporting Term: 07/01/2024 - 12/31/2024

Emergency Shelter (ES): Crisis intervention offering beds to individuals who require immediate shelter due to homelessness.

## Returns to Homelessness

(SPM Metric 2b)

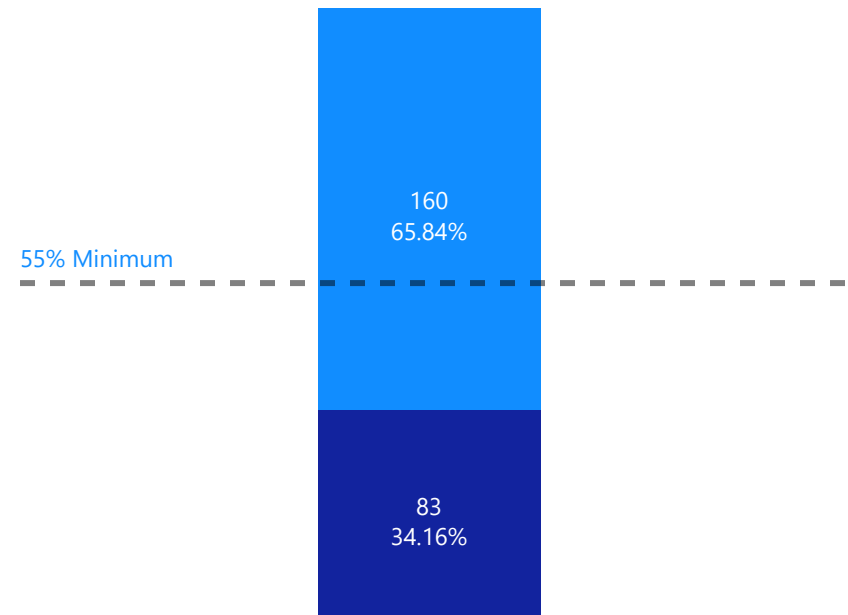
● No ● Yes



## Exits to Permanent Housing

(SPM Metric 7b.1)

● No ● Yes





# The Way Out Shelter

## Number of Individuals Served

Projected Number: 72

150

## Length of Time Homeless in ES (Days)

(SPM Metric 1a.1)

30

Max: 90 Days

HMIS Name: TSA--ES--The Way Out Center  
Reporting Term: 07/01/2024 - 12/31/2024  
Contract Number of Beds: 6 and 11  
HMIS Total Number of Beds: 30

### Grants:

- City of Spokane: Homeless Housing Assistance Act (HHAA)
- Spokane County: Homeless Housing Assistance Act (HHAA)

## Average Rate of Utilization

(Local Measure)

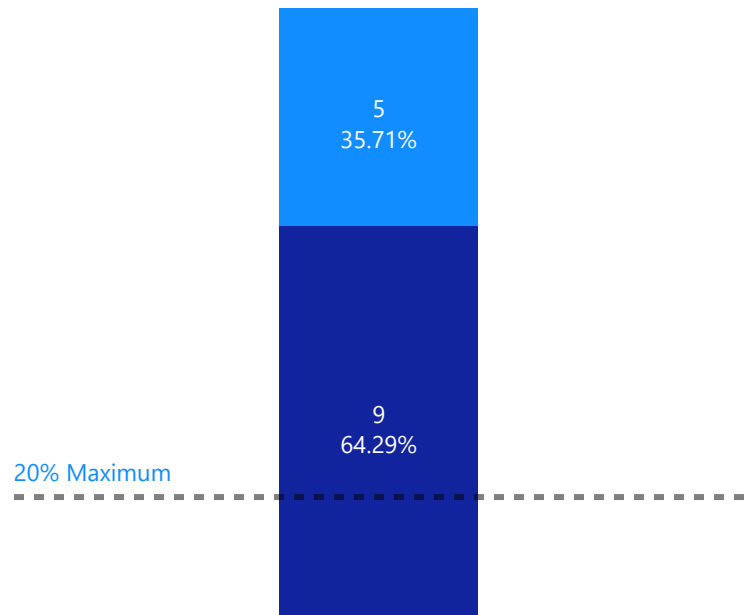
151%

Min: 85%

## Returns to Homelessness

(SPM Metric 2b)

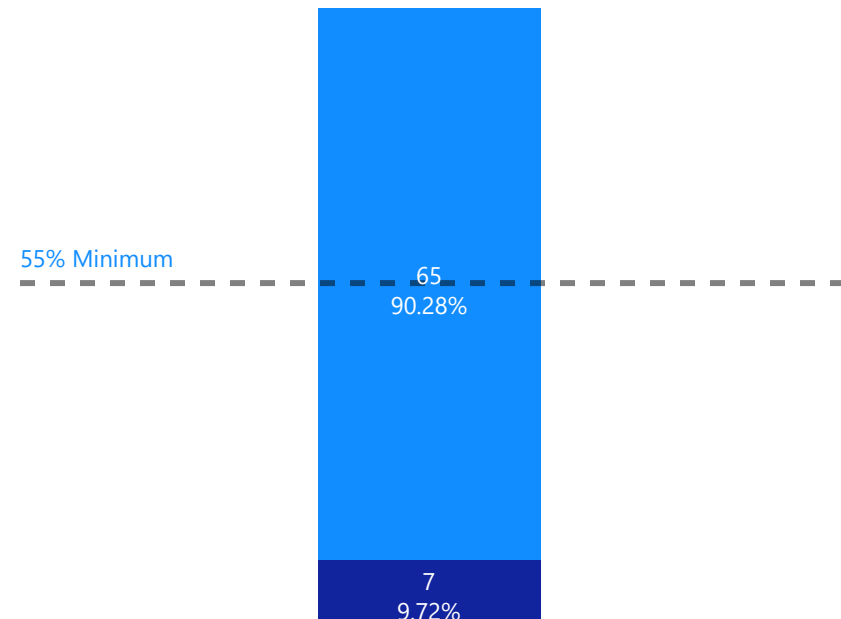
● No ● Yes



## Exits to Permanent Housing

(SPM Metric 7b.1)

● No ● Yes





# Crosswalk Youth Shelter

Number of Individuals Served

Projected Number: 52

66

Length of Time Homeless in ES (Days)

(SPM Metric 1a.1)

128

Max: 90 Days

HMIS Name: VOA--ES--Crosswalk Youth Shelter  
Reporting Term: 07/01/2024 - 12/31/2024  
Contract Number of Beds: 18  
HMIS Total Number of Beds: 18

Grants:

- City of Spokane: Homeless Housing Assistance Act (HHAA)
- Department of Health and Human Services (HHS): Runaway and Homeless Youth (RHY) - Basic Center Program

Average Rate of Utilization

(Local Measure)

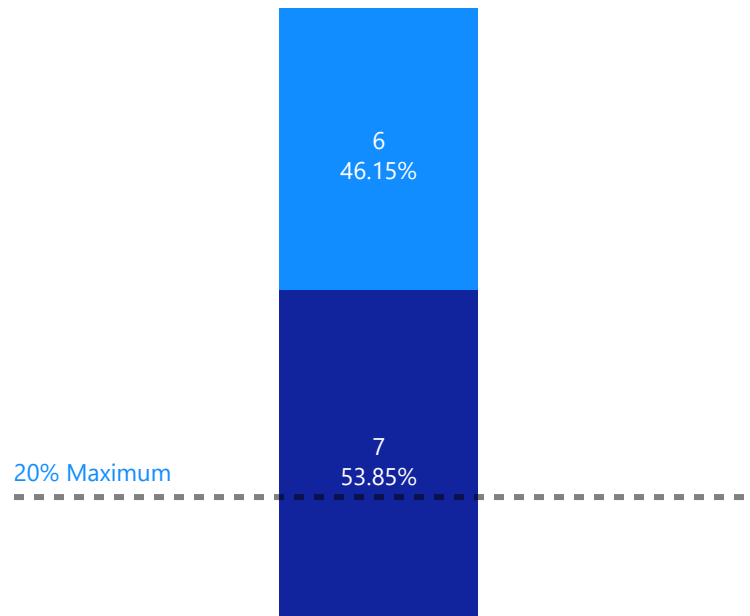
111%

Min: 85%

## Returns to Homelessness

(SPM Metric 2b)

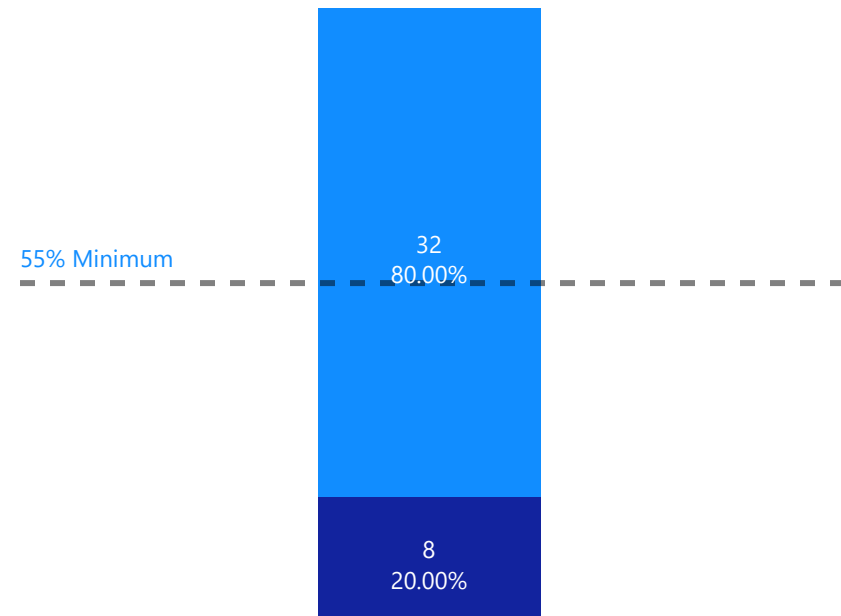
● No ● Yes



## Exits to Permanent Housing

(SPM Metric 7b.1)

● No ● Yes





# DV Shelter

## Number of Individuals Served

Projected Number: 24

139

## Length of Time Homeless in ES (Days)

(SPM Metric 1a.1)

61

Max: 90 Days

HMIS Name: YWCA--ES--DV Shelter  
Reporting Term: 07/01/2024 - 12/31/2024  
Contract Number of Beds: 41 (+20 overflow trundles)  
HMIS Total Number of Beds: 21

### Grants:

- Commerce: Systems Demonstration Grant (SDG) - Standard

## Average Rate of Utilization

(Local Measure)

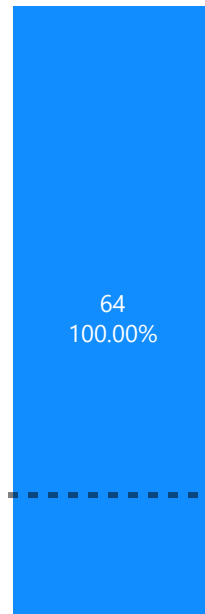
62%

Min: 85%

## Returns to Homelessness

(SPM Metric 2b)

● No

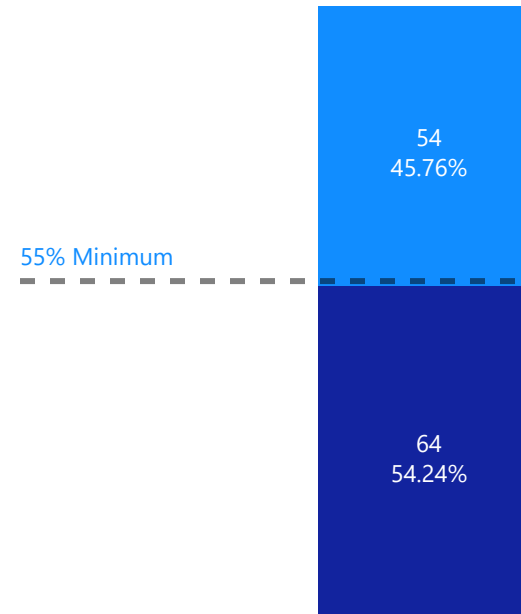


20% Maximum

## Exits to Permanent Housing

(SPM Metric 7b.1)

● No ● Yes



55% Minimum



# Crisis Residential Center

## Number of Individuals Served

Projected Number: 24

14

## Length of Time Homeless in ES (Days)

(SPM Metric 1a.1)

9

Max: 90 Days

HMIS Name: YFA--ES--Crisis Residential Center  
Reporting Term: 07/01/2024 - 12/31/2024  
Contract Number of Beds: 12  
HMIS Total Number of Beds: 6

### Grants:

- Commerce: Systems Demonstration Grant (SDG) - Standard

## Average Rate of Utilization

(Local Measure)

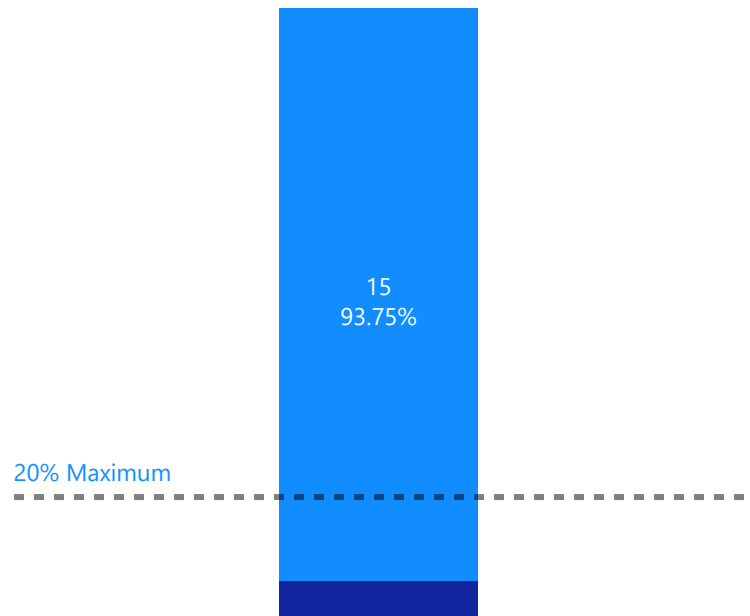
0%

Min: 85%

## Returns to Homelessness

(SPM Metric 2b)

● No ● Yes



## Exits to Permanent Housing

(SPM Metric 7b.1)

● No ● Yes

